

AUTOMATIC ENGINE CONTROL FOR ISUZU

The ECU-CAN77C engine control provides complete automation and safety monitoring of a gas or diesel engine. The ECU-CAN77C controls the starter and fuel thus completely taking the operator out of the picture. A built in speed switch controls both starter disengagement and overspeed protection. Speed and shutdown information are derived from the CAN BUS SPEED.

ECU-CAN77C

**ONE VERSION FOR
12 AND 24 VDC**

APPLICATIONS: Generator Control Panels, Automatic Engine Systems

[Order Online = Click Here](#)

FEATURES:

- Loss of Speed Data or CAN Signal detection during both cranking and running
- Built in speed switch using CAN data
- HWT and LOP faults via CAN bus
- Wide temperature range -40C to +85C
- Epoxy encapsulated module for excellent field reliability
- LEDS with auto/manual lamp test
- All preset at factory no field adjustments



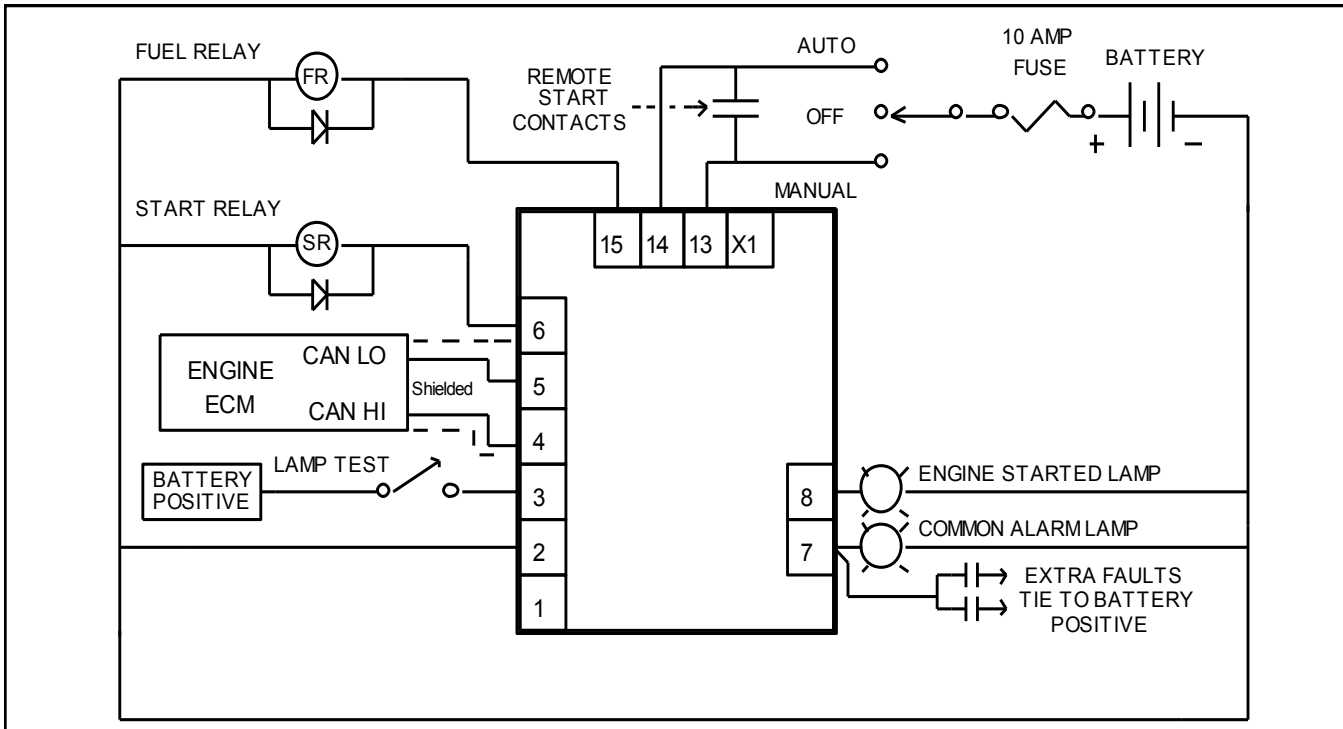
ECU-CAN77C A COMPLETE AUTOMATIC ENGINE CONTROL

The ECU-CAN77C covers just about all the essential engine control functions that are asked for in most J1939 based ECM specifications.

The ECU-CAN77C automatically cranks, starts and monitors an engine for Overcrank, Overspeed, High Water Temperature and Low Oil Pressure. All adjustments are factory set. A built in speed switch uses a CAN speed signal to monitor engine speed for crank disconnect and overspeed. The bypass timer/logic assures Low Oil Pressure and High Water Temp override during the crank period and an additional adjustable period after crank disconnect. The ECU-CAN77C expands to as many faults as required by using the Engine Alarm Input/Output. The ECU-CAN77C monitors the CAN signal for problems during both cranking and running. If a problem is detected the engine will shutdown and the Overcrank and Overspeed LED's will both turn on. Always contact the ECU support team to verify your engine is J1939 correct.

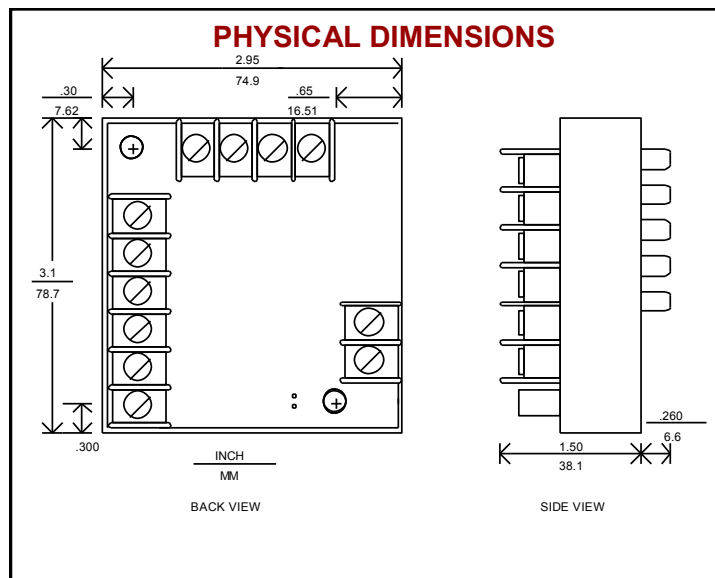
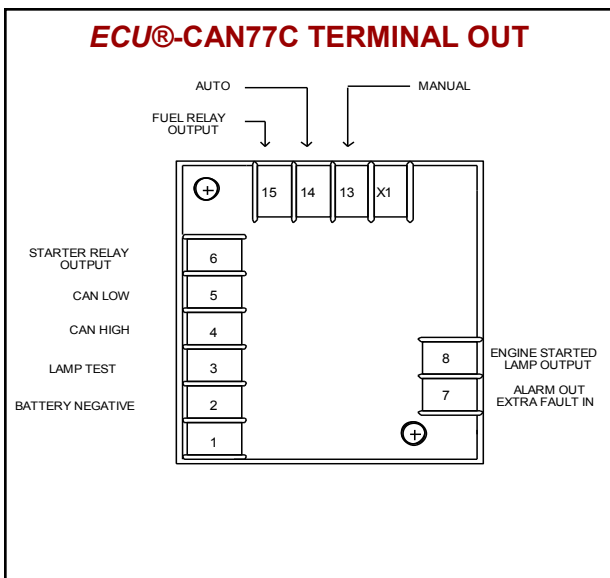
ENGINEERING CONCEPTS UNLIMITED, INC.
P.O. BOX 250 - 8950 TECHNOLOGY DRIVE - FISHERS, IN 46038
Voice: 317-849-8470 Fax: 317-849-6475 E-Mail: sales@ecu-engine-controls.com

SAMPLE ECU-CAN77C APPLICATION:
AUTOMATIC ENGINE CONTROL OF DIESEL/GAS ENGINE



The above illustrates the ECU-CAN77C engine control with an energized to run engine. Placing the control switch in MANUAL or closure of the Remote Start Contacts while in AUTO initiates the Crank mode. The Fuel and Starter Relays are energized causing the engine to begin cranking. If the engine does not start in the allotted time the Overcrank Fault occurs, and the Fuel and Starter Relays are turned off. If during cranking the internal speed switch detects a speed equal to or above the Crank Disconnect Pre-Set the Starter Relay turns off. If the Engine ECM issues either a LOP or HWT fault the engine will shutdown immediately. If the internal speed switch detects a speed equal to or above the Overspeed Setting the engine is shutdown immediately. To stop the engine or to clear a fault condition place the control switch in the Off position. If the CAN or Speed signal from the Engine ECM is lost during cranking or running the engine will shut down and the Overcrank & Overspeed LED's will both turn on.

SPECIFICATIONS: VOLTAGE RANGE - 9 TO 28 VOLTS
STARTER AND FUEL OUTPUT - 5 AMPS MAX
LAMP OUTPUTS (TOTAL) - 1 AMP MAX



ORDERING INFORMATION:
ORDER BY ORDERING: *ECU-CAN77C*

ENGINEERING CONCEPTS UNLIMITED, INC.